

GOOGLE CLASSROOM PC & MAC GUIDE

JOHN HENRY PRIMARY SCHOOL
141 Henry Road, Pakenham VIC
ict.support@jhps.vic.edu.au



Google Classroom

Contents

Requirements	2
How to login to Google Account	3
How to Join a google class	4

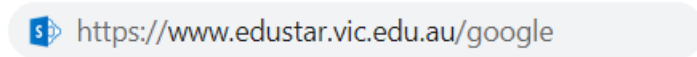
Requirements

- Internet Browser, preferably google chrome
- Google Account Login Details

How to login to your Google Account

Step1. Navigate to the school login page via the following website.

<https://www.edustar.vic.edu.au>.

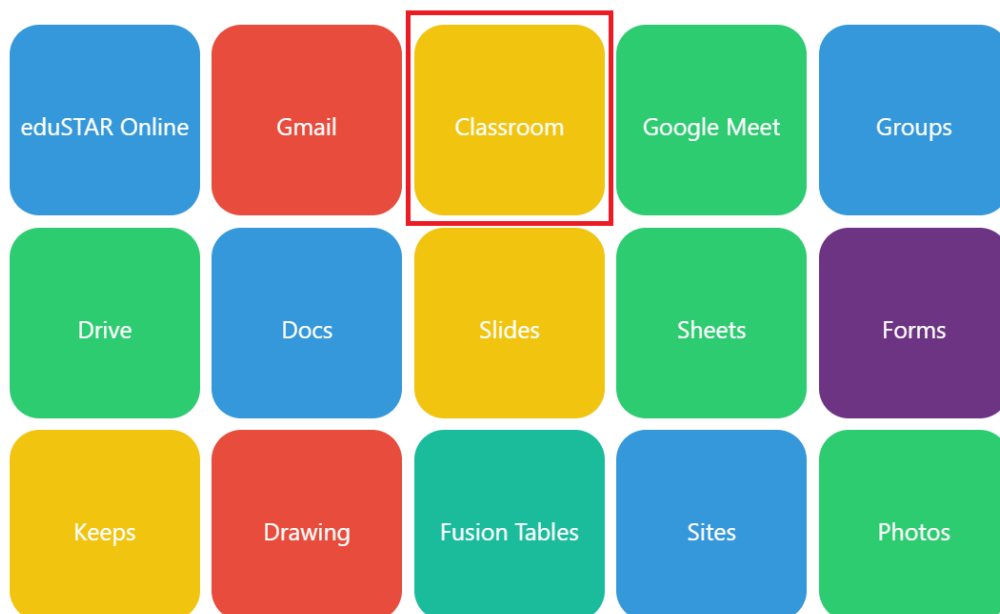


Step2. Enter your google classroom account details.

A screenshot of the eduPass login page. The header includes the Victoria State Government logo, 'Education and Training', and 'eduPass'. Below the header, there is a 'Security (show explanation)' section with two radio buttons: 'This is a public or shared computer' (selected) and 'This is a private computer'. Below this are input fields for 'User ID:' and 'Password:'. A 'Log in' button is to the right of the password field, and a 'Reset Forgotten Password' link is below it. At the bottom, there are links for 'Copyright | Disclaimer | Privacy'.

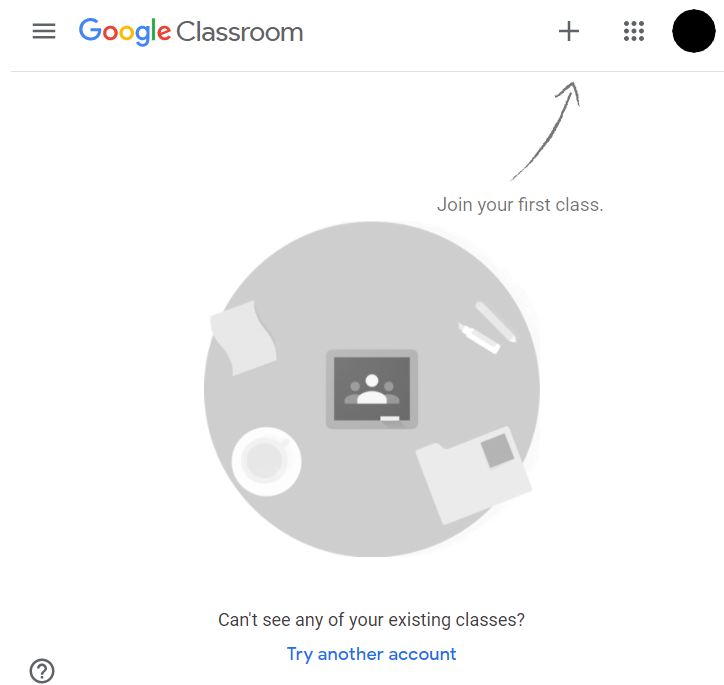
Step3. Navigate and click on the google classroom icon

Google Apps for Education



How to Join a google class

Step1. Navigate and click on the plus symbol



Step2. Enter your class code provided by the teacher

